

THE ECONOMICS OF CHILD ABUSE

A STUDY OF SAN FRANCISCO

FACT

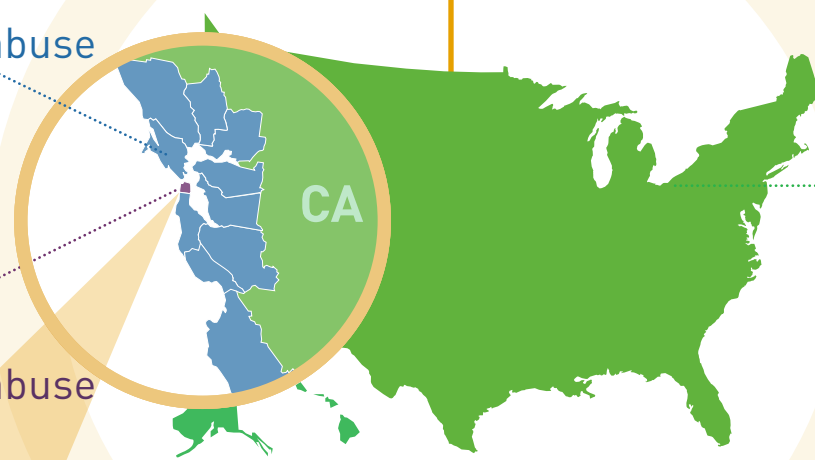
WE ALL PAY THE PRICE FOR CHILD ABUSE.

CASE IN POINT

Every **10 minutes**, a child abuse case is reported in the Bay Area.

~58,000 reports of child abuse in the Bay Area every year.

5,500+ reports of child abuse in San Francisco every year.



3.5+ MILLION reports of child abuse in the U.S. every year.

753 verified cases were in San Francisco.

X \$400,533 the cost per victim over the course of their lifetime.

\$301.6 Million

The same amount of money could send nearly **3,000 kids** to college.


FACT

CHILD ABUSE INCIDENTS ARE VASTLY UNDERREPORTED

and could cost the community as much as

\$5.6 BILLION

That's more than **3X** the amount that San Francisco has spent on homelessness in the last 10 years.



WHAT ARE WE PAYING FOR?

Child abuse victims need more assistance from **CHILD WELFARE** services

They're more likely to fall into the **CRIMINAL JUSTICE** system

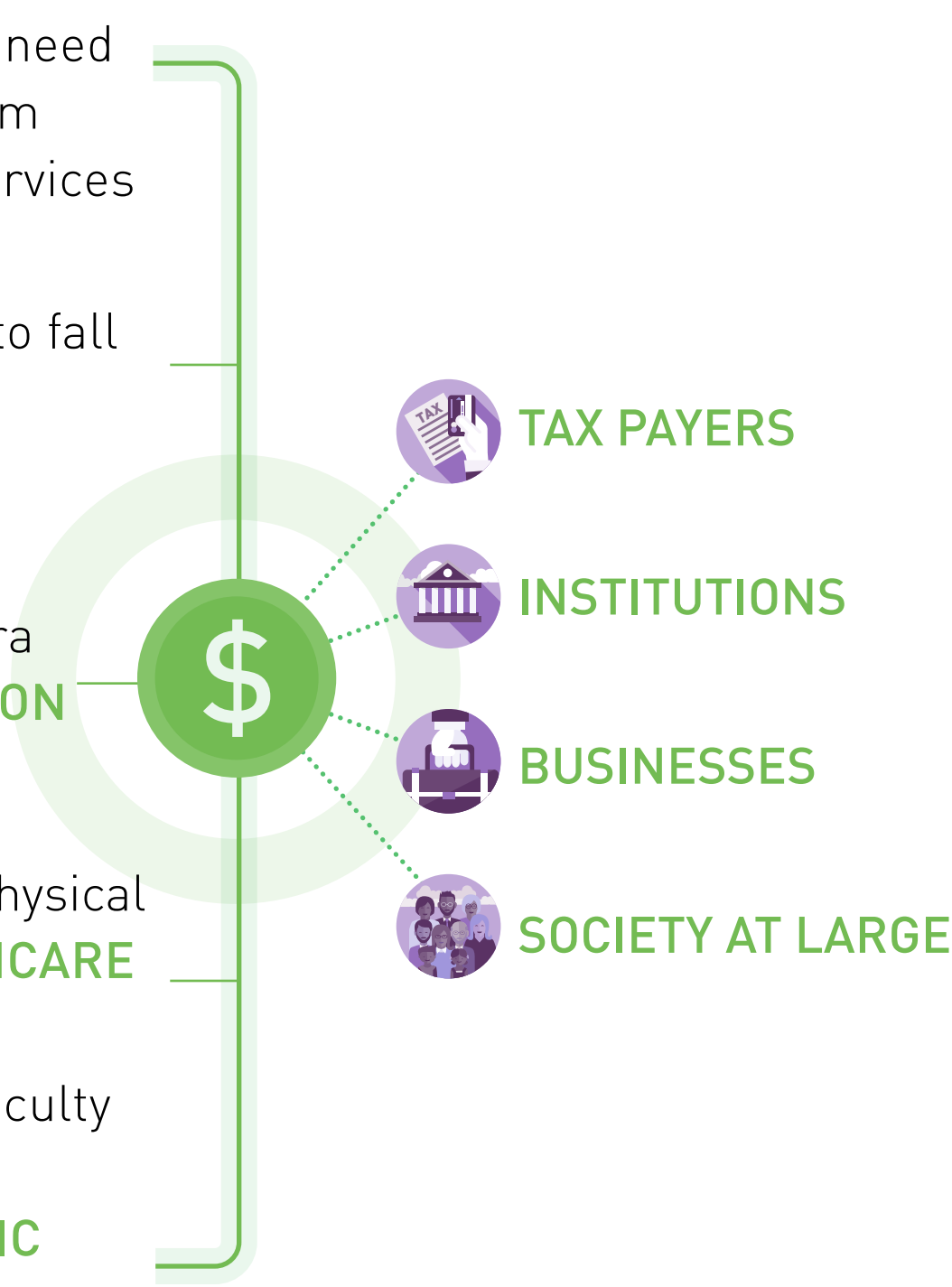
They often need extra support in **EDUCATION**

They require more physical and mental **HEALTHCARE**

They have more difficulty holding down a job, impacting **ECONOMIC PRODUCTIVITY**



WHO IS IT COSTING?



THE OPPORTUNITY

If we directed half of what we pay for child abuse into prevention, it would **increase:**

Economic Prosperity + Equality

Healthy + Thriving Communities

Safe + Happy Children

and **reduce** child abuse by up to

48%

FACT

ENDING CHILD ABUSE PROTECTS CHILDREN AND THE ECONOMY.

Let's Cut The **#CostOfAbuse**, Once And For All.

<http://SFCAPC.org/costofabuse>



Citations available @ <http://sfcapc.org/costcitations>

Designed by Megan Jett